

Contact Details

Before using the product, please check the guide pages at the front of this catalog.

Internet

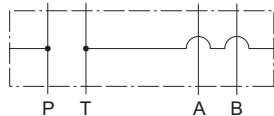
<http://www.daikinpmc.com/en/>

For latest information, PDF catalogs and operation manuals

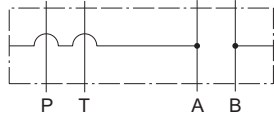
02 Series Stack Valve Pressure Take-out Blocks

JIS graphic symbols for hydraulic system

BG-02PT



BG-02AB



Nomenclature

※ - BG - 02 ※※ - 55
1 2 3 4 5

1 Applicable fluid code

No designation: Petroleum-based hydraulic fluid,
water-glycol hydraulic fluid
F: Phosphate ester hydraulic fluid

2 Model No.

BG: Pressure take-out block

3 Nominal diameter

02: 1/4

4 Pressure take-out port

PT: Port P/T
AB: Port A/B

5 Design No. (The design No. is subject to change)

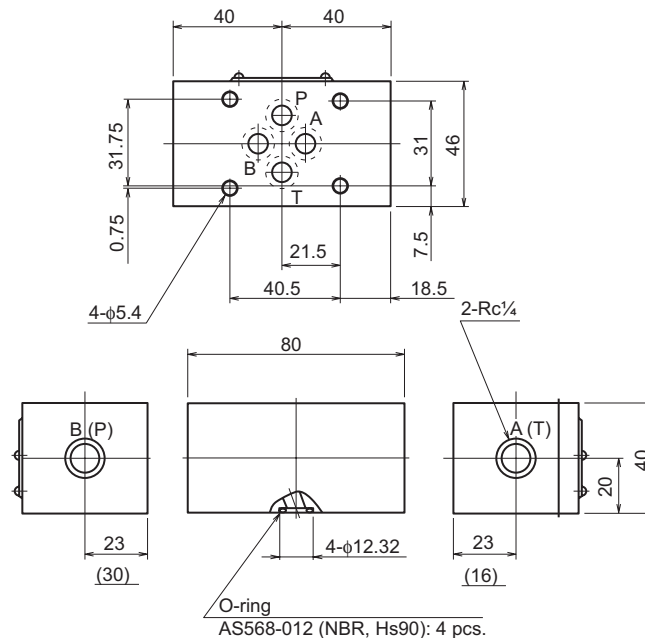
Specifications

Model code	Maximum operating pressure MPa {kgf/cm ² }	Maximum flow rate L/min	Mass kg
BG-02※※-55	25 {250}	40	1

External dimension diagram

BG-02AB-55

BG-02PT-55



Values in parentheses show the dimensions for BG-02PT-55.

02 Series Stack Valve Blocking Blocks

JIS graphic symbols for hydraulic system

BS-02



Nomenclature

※ - BS - 02 - 55
1 2 3 4

1 Applicable fluid code

No designation: Petroleum-based hydraulic fluid,
water-glycol hydraulic fluid
F: Phosphate ester hydraulic fluid

2 Model No.

BS: Blocking block

3 Nominal diameter

02: 1/4

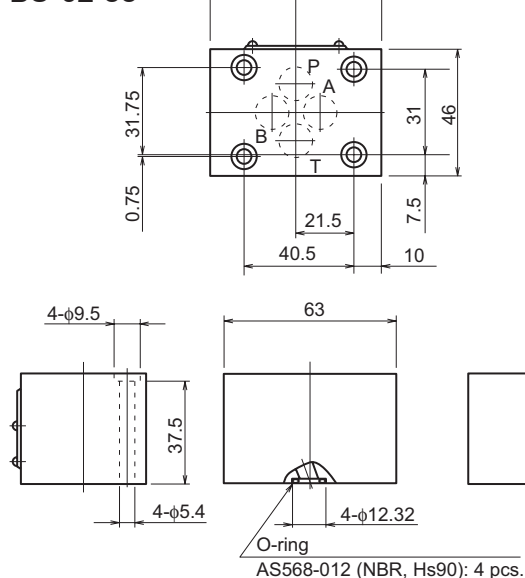
4 Design No. (The design No. is subject to change)

Specifications

Model code	Maximum operating pressure MPa {kgf/cm ² }	Mass kg
BS-02-55	25 {250}	0.8

External dimension diagram

BS-02-55



Handling

Mounting bolts are not provided with the blocking block.
Order them separately as required.